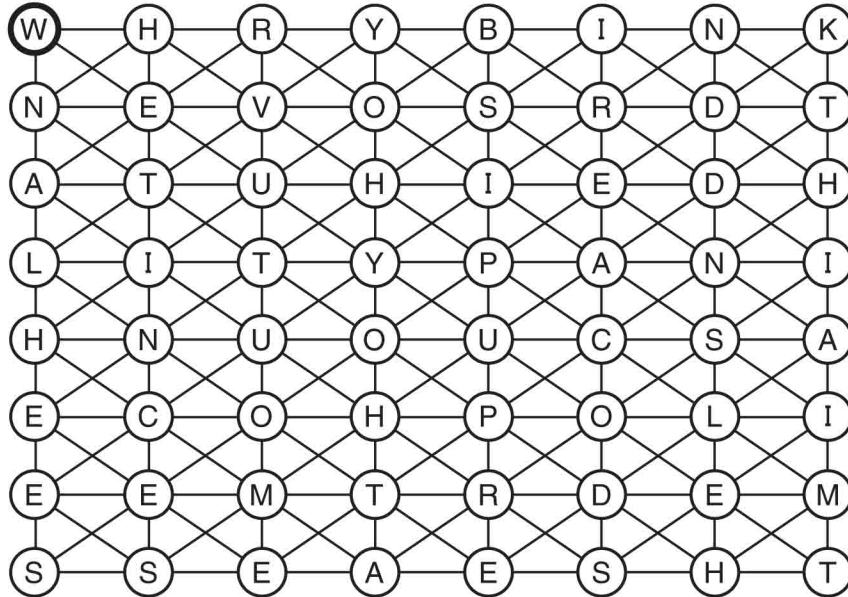




Jesus wants us always
to remember Him.



Starting with W, follow the direction arrows
through the grid to find Christ's message.



"W

→ ↓ ← → → ← ↗ → ↓ ↙

↖ ↙ → ↘ ↗ → ↑ ↑ ↘ ↓ ↓ ↗

↙ → ↑ ↑ ← ↑ → → ↓ ↓ ↓ ↙

← ← ↑, ← ↓ → ↓ ↓ ↗ ↑ ↘ ↗ ↓ ↓

↓ ← ↑ ↑ ← ↙ → ↓ ↑ ↙ ← ↑ ↑

"

↖ ← ↗ ← ← ↓ ↓ → → ↓ ← ↙



Ages 7+

April 17, 2022 • 1 Corinthians 11:23-26

The Lord's Supper

Jesus ate the Passover dinner with His
disciples the evening before He was crucified.

Find 6 things that are different in the second picture.



St. Leo's Parish Community


2410 S. Blaine St Grand Island NE

308-382-4753

www.saintleos.org


2 items in the meal had special significance.

Follow the directions to transform each item into what it meant.



- 1) Move the R to make facial hair _____
- 2) Change E to O to make a piece of wood _____
- 3) Change AR to L to make courageous _____
- 4) Add LY at the end to tell how a hero behaves _____
- 5) Remove both L's _____

The _____ of Christ



- 1) Change P to D to make something a cow chews _____
- 2) Change U to O to make a kind of fish _____
- 3) Change C to G to make the One we worship _____
- 4) Add an O to make the opposite of bad _____
- 5) Change the G to BL _____

The _____ of Christ



The bread and the cup were always to remind people about Jesus.



Find and cross out names of 14 foods that may have been on the Passover dinner table. Put the remaining letters in order into the blanks to complete Jesus' command.

bread	fish	herbs	parsley	vegetables
eggs	grains	meat	salt	wine
figs	grapes	olives	soup	

V	P	S	O	U	P	I	F
E	A	N	L	R	E	M	I
G	R	A	I	N	S	E	S
E	S	M	V	B	R	A	H
T	L	M	E	A	T	N	C
A	E	H	S	A	L	T	E
B	Y	E	O	F	I	G	S
L	G	R	A	P	E	S	G
E	F	B	R	E	A	D	G
S	M	S	E	W	I	N	E

" Do this _____

_____. "